

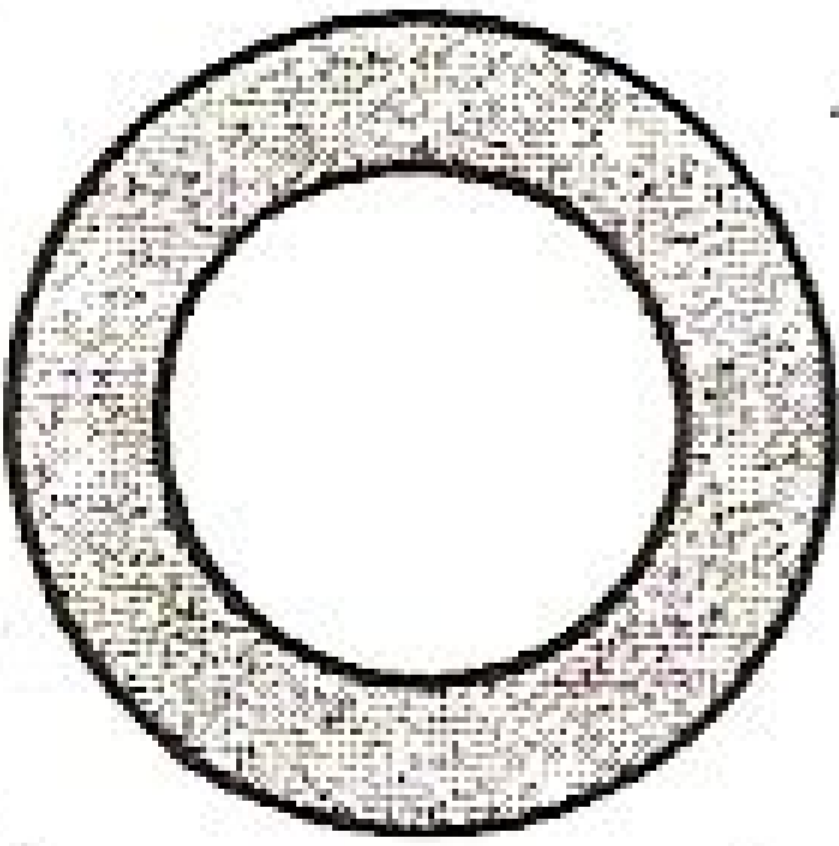
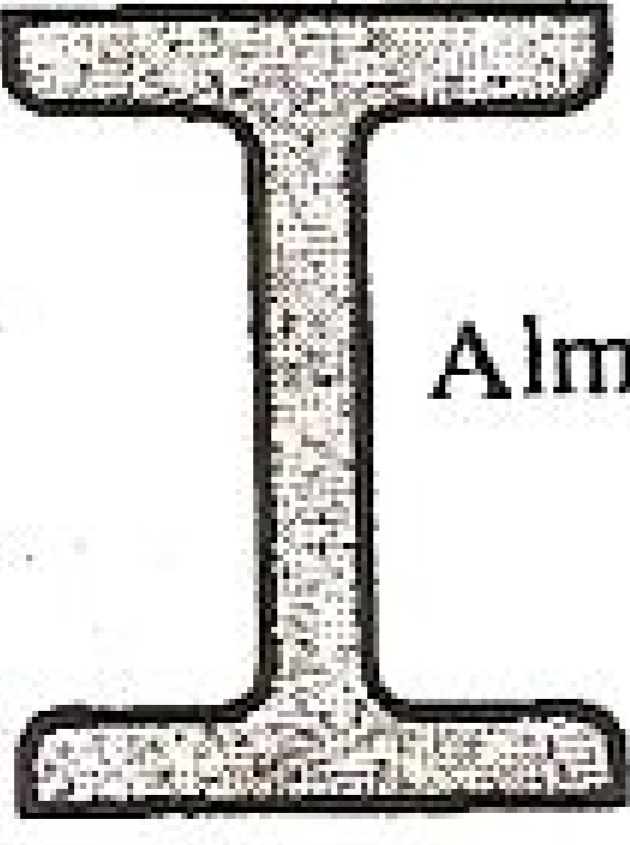


TABLA 2-4

Fórmulas del esfuerzo cortante máximo debido a la flexión

FORMA DE LA VIGA	FÓRMULA
 <p>Rectangular</p>	$\tau_{\text{máx}} = \frac{3V}{2A}$
 <p>Circular</p>	$\tau_{\text{máx}} = \frac{4V}{3A}$
 <p>Corona circular</p>	$\tau_{\text{máx}} = \frac{2V}{A}$
 <p>Estructural (Viga I)</p>	$\tau_{\text{máx}} = \frac{V}{A_{\text{alma}}}$